

THE INSPIRE COLLECTION

New Construction Windows
For Today's Modern Homes



4200 Series Double-Hung

The Inspire 4200 Series window by Vinylmax blends modern style with dependable performance for new construction projects. Featuring clean lines, smooth operation, and energy-efficient glass options, the Inspire 4200 is designed to complement today's design trends while delivering the durability, comfort, and long-term value homeowners expect from a premium vinyl windows for their new home.

Product Features

- 3-1/4" Frame with Beveled Exterior
- Multi-Chambered Fusion Welded Vinyl
- BioMaxx Lead-Free Composite Locks and Keepers
- Ergonomic Tilt Latches Allow both Sashes Tilt in for Cleaning
- Vent Latches for Limited Opening
- 3/4" Insulated Dual Pane Glass
- Intercept® Spacer System
- Full FlexScreen®
- Integral Lift/Pull Rails
- Dual Function Partitioned Sloped Sill
- Limited Lifetime Warranty



1-1/2" Integral Nail Fin with
1" Set Back from Exterior



Full Width Interlocking Sashes



3052 Double-Hung Egress
(Select Egress Hardware)



ENERGY STAR® Options for
all Climate Zones

Optional Features

- IntelliGlass High Performance Packages
- Integral 3/4" J-Channel
- Field-Applied Window Opening Control Device (WOCD)
- White Primed Jamb Extensions
- PG-R50 Structural Rating with DS Glass (Size Limits Apply)




Integral 3/4" J-Channel

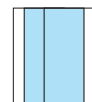


4-9/16" or 6-9/16" Jamb
Extension Options Available


Available Styles



Double
Hung



2 Lite Slider



3 Lite Slider



Picture
Window



Shapes

Now Available In
TrueCore™ Black
Built Black From The Inside Out


vinylmax
windows

THE
INSPIRE
COLLECTION
4200 Series



Color


SOLID VINYL COLORS



LAMINATED EXTERIOR



TrueCore™ Black
Built Black From The Inside Out




Powered By



Black Vinyl with Black Laminate Exterior

PAINTED EXTERIOR FINISHES



Grids

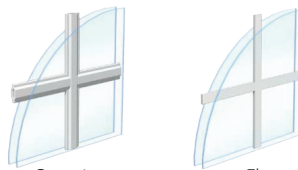
Grids are enclosed within the insulated glass unit, creating the look of traditional divided panes while staying protected between the glass for easy cleaning.

Grid Pattern




Colonial Perimeter Prairie Valance

Grid Profile



Georgian Flat

Custom Configurations



Picture Window Mullled Above A Double-Hung
Picture Window Mullled Between Two Double-Hungs
Half Round Shape Mullled Above Two Mullled Double-Hungs
Half Round Shape Mullled Above A Picture Window

Additional Geometric Shapes and Combinations Available



INSPIRE 4200 5-26 Information accurate at time of printing.
Product subject to change. ©2026 Vinylmax LLC
Images are for illustrative purposes. Actual product features may reflect minor changes in product design. Vinylmax reserves the right substitute parts and components, if needed.

PROVEN PERFORMANCE

IntelliGlass

IntelliGlass combines the power of Low-E glass with Warm Edge spacer and Argon gas to deliver efficient management of radiation, whether it's solar, light, ultraviolet or heat. Choose the perfect IntelliGlass package to balance home comfort and energy performance needs.

Home Comfort Scale

INSULATION (U-VALUE)

MODERATE	SUPERIOR			EXCEPTIONAL		
.30	.28	.26	.24	.22	.20	.18

.50	.45	.40	.35	.30	.25	.20
-----	-----	-----	-----	-----	-----	-----

SOLAR ENHANCING MODERATE SOLAR BLOCKING

SOLAR HEAT GAIN COEFFICIENT

Performance Data

4200 Series - DH - Intercept Spacer - No Grids		U Value	SHGC	VLT	ENERGY STAR 7.0
IntelliGlass	SS	.29	.29	.54	
	DS	.29	.28	.53	
IntelliGlass X	SS	.28	.21	.50	SC S
	DS	.28	.21	.49	SC S
IntelliGlass N	SS	.25	.48	.57	N
	DS	.25	.46	.54	N
IntelliGlass C	SS	.24	.20	.46	NC SC S
	DS	.24	.20	.45	NC SC S
IntelliGlass X3 Triple Pane	SS	.24	.20	.46	NC SC S
	DS	.25	.20	.45	NC SC S
IntelliGlass Plus Triple Pane	SS	.20	.24	.42	N NC
	DS	.21	.24	.41	N NC

