

vinylmax
windows

Passion for Homes and Families



THE
INSPIRE
COLLECTION

NEW CONSTRUCTION WINDOWS

THE

INSPIRE

COLLECTION

Our new construction products are designed to be an inspiration for your new home. The Inspire Collection is precisely engineered so that we can deliver you quality, energy-efficient products every time. We offer a full range of options to meet your every need.

Fusion welded frame and sash corners are secure and weather tight

Multi-chambered vinyl construction provides a maintenance-free lifestyle with superior strength and thermal efficiency

3-1/4" Frame depth with beveled exterior

1-1/2" Nail fin with 1" setback from exterior

3/4" Brickmould j-channel option supports a variety of exterior finish methods

3/4" Insulated glass unit with Intercept spacer is the foundation of thermal performance and comfort

Removeable sash allow for convenient cleaning from inside the home. Full interlocking meeting rail

Integral sash lift rail for easy operation, are a fundamental part of the sash and will not pull loose or break

Triple weatherstripped sash and meeting rail reduce air infiltration

Composite locks and horizontal fastened lock keeper

Flush mount tilt latches allow for easy cleaning from inside the home. Ergonomic single piece shuttle design will not break, even with thousands of uses

Dual function partitioned sloped sill forms a negative pressure pocket that keeps the sash securely in place and water flowing away from your home


Made in USA with more than 90% domestic content



		4100				4200			
		SH SSL 3SL PW				DH 2SL 3SL PW			
CONSTRUCTION	Fusion Welded PVC Frame and Sash								
	1 1/2" Integral Nail Fin with 1" Setback								
	Fully Interlocking Meeting Rail								
	Integral Extruded Lift Rail								
	Dual Function Sloped Sill								
	FlexScreen 1/2 Screen								
	Recessed Tilt Latches								
	IntelliGlass Glass Options								
	BioMaxx Composite Locks and Keepers								
STYLE & AESTHETICS	J-Channel								
	Black Laminate Exterior								
	Clay Extrusion								
	HD Half Screen								
	Full FlexScreen								
PERFORMANCE	Drywall Access								
	High Performance Reinforcement Packages								
	Triple Glaze Glass								
	Jamb Extensions (4 ⁹ / ₁₆ and 6 ⁹ / ₁₆)								
	WOCD (Window Opening Control Device)								

● Standard ● Option

DOUBLE HUNG



STANDARD FEATURES

Multi-chambered vinyl construction provides a maintenance-free lifestyle with superior strength and thermal efficiency.

Lift out sashes allow for convenient cleaning from inside the home. Full interlocking meeting rail.

Integral sash lift rail for easy operation, are a fundamental part of the sash and will not pull loose or break.

Triple weather-stripped sash and meeting rail reduce air infiltration.

Flush mount tilt latches allow for easy cleaning from inside the home. Ergonomic single piece shuttle design will not break, even with thousands of uses.

OPTIONS

- J-Channel
- HD Half Screen
- Full FlexScreen
- High Performance Reinforcement Packages
- Triple Glaze Glass
- Jamb Extensions (4 9/16" and 6 9/16")
- WOCD (Window Opening Control Device)


4200 SERIES



4100 SERIES



SINGLE HUNG



STANDARD FEATURES

3/4" Insulated glass unit with Intercept spacer is the foundation of thermal performance and comfort.

Triple weatherstripped sash and meeting rail reduce air infiltration.

Composite locks and horizontal fastened lock keeper.

Flush mount tilt latches allow for easy cleaning from inside the home. Ergonomic single piece shuttle design will not break, even with thousands of uses.

Dual function sloped sill forms a negative pressure pocket that keeps the sash securely in place and water flowing away from your home.

3-1/4" Frame with beveled exterior.

OPTIONS

- J-Channel
- High Performance Reinforcement Packages
- Triple Glaze Glass
- Jamb Extensions (4 9/16" and 6 9/16")
- WOCD (Window Opening Control Device)
- Drywall Access



2 & 3 LITE SLIDERS

4150 SERIES

STANDARD FEATURES

- Lift out sashes** allow for convenient cleaning from inside the home.
- Integrated weep system** for efficient water management.
- Multiple rows of weatherstripping** reduce air infiltration.
- Integral pull handles** will never pull loose.
- Full overlap interlock** ensures drafts stay out.
- Ventilation latch** permits secure ventilation.
- Tandem non-marking rollers** glide effortlessly on monorail track.



4150 Slider



4250 Slider

3 Lite Slider
1/4-1/2-1/4



3 Lite Slider
Equal Lite



4250 SERIES

PICTURE WINDOWS

Picture windows are fully fusion-welded and maximize natural light.
Companion frame style complements operating windows.



Architectural shapes are available.



CHOOSE YOUR PERFECT LOOK

TRUSTED QUALITY

COLORS

SOLID VINYL COLORS

White

Clay

LAMINATED EXTERIOR

Black

PAINTED EXTERIOR FINISHES

White

Black

Graphite

Sterling

Forest Green

Bronze

Royal Brown

Terra


Pebble

Tan


Cream

GRIDS


Colonial




Perimeter



Prairie



Valance



SCREENS

All New Construction windows feature a half screen with improved visibility screen mesh. Our screen mesh provides superior visibility and a hydrophobic water-repellant coating that helps keep your screens springtime clean year-round.



FLEXSCREEN

A high-performance PVC coated spring steel frame that is damage-resistant, beautifully invisible, and effortless to install. Simply hold the screen in your hands, bend the sides in, and fit FlexScreen into your screen



Available Option
Heavy Duty 1/2 Screen
(White Only)



THIRD PARTY TESTING
Vinylmax products are tested and rated by the National Fenestration Rating Council.



ENERGY STAR®
Vinylmax manufactures products that are precisely engineered to be highly energy efficient.

WARRANTY

Many windows claim to carry a lifetime warranty, but our windows are backed by one of the strongest window warranties available.

Our Lifetime Limited Warranty includes:

- Vinyl** - warranted against warping, chipping, cracking, blistering, and rotting.
- Glass** - warranted against visual obstruction, seal failure, and spontaneous breakage.
- Screen** - frame warranted against cracking or breaking, cloth warranted against rotting or staining.
- Parts & Hardware** - are warranted against cracking, breaking or failing during normal use.

We want you to love your windows for as long as you live in your home. In fact, we want the next homeowner to love them, too, so the warranty is transferable.*

*Limitations apply.




ANATOMY OF AN ENERGY EFFICIENT WINDOW

- 1. Quality Frame Materials:** low-maintenance frame materials, like vinyl, reduce heat transfer and help to better insulate.
- 2. Multiple Panes:** two or three panes of glass with a gas filled airspace are energy-efficient, resist impact damage and provide sound insulation.
- 3. Low E Glass:** reflects heat and keeps heat inside in the winter and outside in the summer. UV is also reflected, protecting furnishings from fading while allowing plants to thrive.
- 4. Gas Fill:** Inert Argon is more dense and insulates better than regular air.
- 5. Warm Edge Spacers:** like Intercept or Super Spacer, keeps a window's glass panes the correct distance apart. Warm Edge Spacers insulate pane edges, reducing heat transfer through the window.



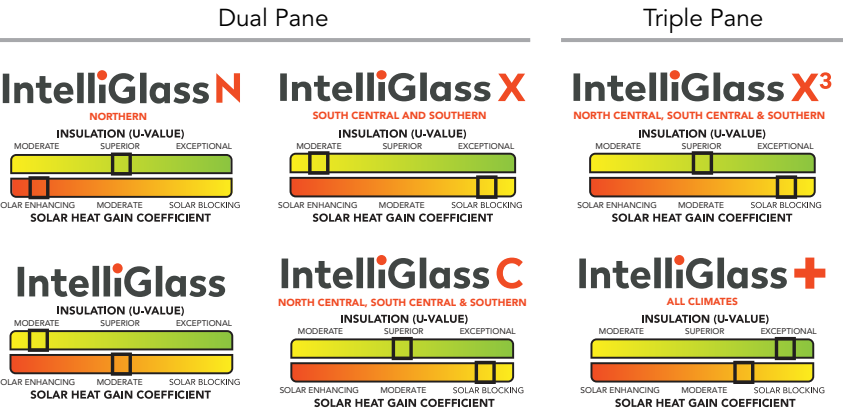
INTELLIGLASS PACKAGES

IntelliGlass combines the power of Low-E glass with Warm Edge spacer and Argon gas to deliver efficient management of radiation, whether it's solar, light, ultraviolet or heat. Today's windows are more than 80% glass, and selecting the ideal IntelliGlass package to meet the your home's climate challenges is the BEST way to keep your home comfortable and ensure optimum energy performance all year long. the coefficient, the more solar heat is blocked.



Choosing the Right Glass Package

Every home is different, and Vinylmax offers an IntelliGlass package to fit any energy need. Use this guide to match your climate zone with the right insulation and solar control performance.



PERFORMANCE DATA

4200 Series

		No Grids				With Grids			
		Intercept				Intercept			
4200 NC Double Hung		U Value	ENERGY STAR 7.0	SHGC	VLT	U Value	ENERGY STAR 7.0	SHGC	VLT
IntelliGlass Low E / Argon	SS	.29		.29	.54	.29		.26	.48
	DS	.29		.28	.53	.29		.26	.47
IntelliGlass X Low E / Argon	SS	.28	SC S	.21	.50	.28	SC S	.19	.44
	DS	.28	SC S	.21	.49	.28	SC S	.19	.44
IntelliGlass N Low E / Argon	SS	.25	N	.48	.57	.25	N	.43	.51
	DS	.25	N	.46	.54	.25	N	.42	.49
IntelliGlass C Low E / Argon	SS	.24	NC SC S	.20	.46	.24	NC SC S	.18	.41
	DS	.24	NC SC S	.20	.45	.24	NC SC S	.18	.40
IntelliGlass X3 Triple Pane Low E / Argon	SS	.24	NC SC S	.20	.46	.25	NC SC S	.18	.41
	DS	.25	NC SC S	.20	.45	.25	NC SC S	.18	.40
IntelliGlass Plus Triple Pane Low E / Argon	SS	.20	N NC	.24	.42	.20	N NC SC S	.22	.37
	DS	.21	N NC	.24	.41	.21	N NC SC S	.22	.37

		No Grids				With Grids			
		Intercept				Intercept			
4250 NC Slider		U Value	ENERGY STAR 7.0	SHGC	VLT	U Value	ENERGY STAR 7.0	SHGC	VLT
IntelliGlass Low E / Argon	SS	.29		.29	.55	.29		.26	.49
	DS	.29		.29	.54	.29		.26	.48
IntelliGlass X Low E / Argon	SS	.28	SC S	.21	.51	.28	SC S	.19	.45
	DS	.28	SC S	.21	.50	.28	SC S	.19	.45
IntelliGlass N Low E / Argon	SS	.25	N	.49	.58	.25	N	.44	.52
	DS	.25	N	.47	.56	.25	N	.42	.50
IntelliGlass C Low E / Argon	SS	.24	NC SC S	.21	.47	.24	NC SC S	.19	.42
	DS	.24	NC SC S	.20	.45	.24	NC SC S	.18	.40
IntelliGlass X3 Triple Pane Low E / Argon	SS	.24	NC SC S	.20	.47	.24	NC SC S	.18	.42
	DS	.25	NC SC S	.20	.46	.25	NC SC S	.18	.41
IntelliGlass Plus Triple Pane Low E / Argon	SS	.20	N NC	.25	.43	.20	N NC SC S	.22	.38
	DS	.21	N NC	.25	.42	.21	N NC SC S	.22	.38

4100 Series

		No Grids				With Grids			
		Intercept				Intercept			
4100 Single Hung		U Value	ENERGY STAR 7.0	SHGC	VLT	U Value	ENERGY STAR 7.0	SHGC	VLT
IntelliGlass Low E / Argon	SS	.29		.29	.55	.29		.26	.49
	DS	.29		.29	.54	.29		.26	.48
IntelliGlass X Low E / Argon	SS	.29	S	.21	.51	.29	S	.19	.45
	DS	.29	S	.21	.50	.29	S	.19	.45
IntelliGlass N Low E / Argon	SS	.26	N	.49	.58	.26	N	.44	.51
	DS	.26	N	.47	.55	.26	N	.42	.49
IntelliGlass C Low E / Argon	SS	.25	NC SC S	.21	.47	.25	NC SC S	.19	.42
	DS	.25	NC SC S	.20	.45	.25	NC SC S	.18	.40
IntelliGlass X3 Triple Pane Low E / Argon	SS	.24	NC SC S	.20	.47	.25	NC SC S	.18	.41
	DS	.25	NC SC S	.20	.46	.26	SC S	.18	.41
IntelliGlass Plus Triple Pane Low E / Argon	SS	.20	N NC	.25	.43	.20	N NC SC S	.22	.38
	DS	.21	N NC	.25	.42	.21	N NC SC S	.22	.38

		No Grids				With Grids			
		Intercept				Intercept			
4150 Slider		U Value	ENERGY STAR 7.0	SHGC	VLT	U Value	ENERGY STAR 7.0	SHGC	VLT
IntelliGlass Low E / Argon	SS	.29		.29	.55	.29		.26	.49
	DS	.29		.29	.54	.29		.26	.48
IntelliGlass X Low E / Argon	SS	.29	S	.21	.51	.29	S	.19	.45
	DS	.29	S	.21	.50	.29	S	.19	.45
IntelliGlass N Low E / Argon	SS	.26	N	.49	.58	.26	N	.44	.51
	DS	.26	N	.47	.55	.26	N	.42	.49
IntelliGlass C Low E / Argon	SS	.25	NC SC S	.20	.47	.25	NC SC S	.19	.42
	DS	.25	NC SC S	.20	.45	.25	NC SC S	.18	.40
IntelliGlass X3 Triple Pane Low E / Argon	SS	.24	NC SC S	.20	.47	.25	NC SC S	.18	.41
	DS	.25	NC SC S	.20	.46	.26	SC S	.18	.41
IntelliGlass Plus Triple Pane Low E / Argon	SS	.20	N NC	.25	.43	.20	N NC SC S	.22	.38
	DS	.21	N NC	.25	.42	.21	N NC SC S	.22	.38



THE VINYLMAX STORY

Founded in 1982 by the Doerger family and manufacturing a mere five windows per day, the Vinylmax legacy began to unfold. As one of the very first vinyl window manufacturers in the United States, Vinylmax embraced the philosophy that quality custom windows manufactured quickly would inspire loyalty in its customers.

Today, the next generation of the Doerger family continues to embrace that philosophy. Millions of American homes are more beautiful and more energy-efficient, thanks to Vinylmax windows.



2921 McBride Court
Hamilton, OH 45011
(800) 847-3736
vinylmax.com

WINDOW+DOOR
TOP 100
MANUFACTURERS

