



THE  
**RADIANCE PLUS**  
SERIES

**ONE WINDOW,  
ENDLESS POSSIBILITIES**

**COLORS**

**SOLID VINYL  
COLORS**



White Tan

**LAMINATED  
INTERIORS**



Cavalier Oak Colonial Cherry

**LAMINATED  
EXTERIORS**



Black Bronze

**PAINTED EXTERIOR FINISHES**



White Black Graphite Sterling Forest Green Bronze Royal Brown Terra Pebble Tan Cream

**GRIDS**



Colonial Perimeter Prairie Valance

**SCREEN**



**FLEXSCREEN.**

AS SEEN ON  
**SHARK TANK**

Shark Tank TM name and logo used with permission.  
©2020 Sony Pictures Television Inc.



**SCAN FOR MORE  
INFORMATION**



# THE RADIANCE PLUS SERIES

## PRODUCT RATING:

**R-PG50**

(Double Strength Glass)

**R-PG45 (Single Strength Glass)**

**AIR INFILTRATION: .12**  
150% better than FGIA standard

## SIZE LIMITS


4600 Double Hung	Width	Height	UI*
Minimum	14"	24"	38"
Maximum	52"	98"	132"

### MAXIMUM TRIPLE PANE SIZE

50" width x 80" height

\*United Inches = Width + Height

## AVAILABLE STYLES



Double Hung




Picture Window



Shapes



2 Lite Slider



3 Lite Slider

## Product Features

- 3-1/4" Frame with Beveled Exterior
- Multi-Chambered Fusion Welded Vinyl
- IdeaSeal™ Triple Protection - Integral Interlock, Sill Compression Seal and Weatherstripping
- Dual Function Partitioned Sloped Sill
- Cove Molded Interior Sash Profiles
- Triple Weatherstripping on Sashes
- Integral Lift Rails
- BioMaxx Lead-Free Composite Locks and Keepers
- Ergonomic Tilt Latches
- Night Latches Restrict Sash Movement for Safety and Security
- Concealed Sash Stop System
- Stainless Steel Constant Force Balances
- Metal Cam Balance Shoe
- Full Balance Covers
- Dual (3/4") or Triple (1-1/8") Pane Glass
- Tape Glazed
- Intercept® Spacer System
- Limited Lifetime Warranty

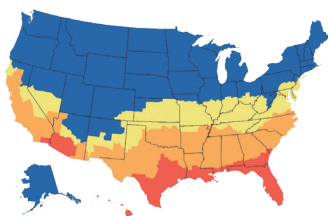
## Optional Features

- IntelliGlass High Performance IGU
- 1-1/2" Integral Nail Fin with 1" Setback
- Jamb Extensions (4-9/16" or 6-9/16")
- Aluminum 1/2 Screen (White Only)
- Black or Bronze Exterior Laminates on White
- Woodgrain Interior Laminates
- 11 Painted Exterior Color Options
- Tempered and STC Rated Glass
- rTPS Spacer System
- Foam Filled Frame
- Sentry System Dual-Action Tilt/Lock Hardware
- Interior and Exterior SDL Packages

## GLASS PACKAGES



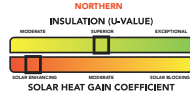
ENERGY STAR® for Windows  
CLIMATE ZONE MAP



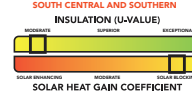
- Northern
- North-Central
- South-Central
- Southern

### Dual Pane

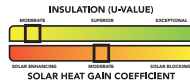
#### IntelliGlass<sup>N</sup>



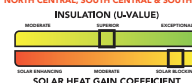
#### IntelliGlass<sup>X</sup>



#### IntelliGlass

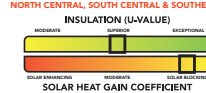


#### IntelliGlass<sup>C</sup>





### Triple Pane

#### IntelliGlass<sup>X3</sup>



#### IntelliGlass<sup>+</sup>



**Triple Pane Glass** is up to 50% more energy efficient than dual pane. Installing triple pane windows also reduces noise from the outside and fading from the sun.



## PERFORMANCE DATA

No Grids

With Grids

4600 Double Hung	rTPS					Intercept					rTPS					Intercept				
	U Value	ENERGY STAR 7.0	U Value	ENERGY STAR 7.0	SHGC	VLT	U Value	ENERGY STAR 7.0	U Value	ENERGY STAR 7.0	SHGC	VLT	U Value	ENERGY STAR 7.0	U Value	ENERGY STAR 7.0	SHGC	VLT	U Value	ENERGY STAR 7.0
IntelliGlass Low E / Argon	.28		.29		.29	.54			.29		.26	.48	.28		.29		.26	.48	.28	
IntelliGlass X Low E / Argon	.27	SC S	.28	SC S	.21	.49			.28		.19	.44	.27	SC S	.28	SC S	.19	.44	.27	SC S
IntelliGlass N Low E / Argon	.24	N	.25	N	.46	.54			.25	N	.42	.49	.24	N	.25	N	.42	.49	.24	N
IntelliGlass C Low E / Argon	.23	NC SC S	.24	NC SC S	.20	.45			.24	NC SC S	.18	.40	.23	NC SC S	.24	NC SC S	.18	.40	.23	NC SC S
IntelliGlass X3 Triple Pane Low E / Argon	.24	NC SC S	.25	NC SC S	.20	.45			.25	NC SC S	.18	.40	.24	NC SC S	.25	NC SC S	.18	.40	.24	NC SC S
IntelliGlass Plus Triple Pane Low E / Argon	.19	N NC	.20	N NC	.24	.42			.20	N NC	.22	.37	.19	N NC SC S	.20	N NC SC S	.22	.37	.19	N NC SC S