



THE FRANKLIN SERIES

ONE WINDOW, ENDLESS POSSIBILITIES

COLORS

SOLID VINYL COLORS



White Tan

LAMINATED INTERIORS



Cavalier Oak Colonial Cherry

LAMINATED EXTERIORS



Black Bronze

PAINTED EXTERIOR FINISHES



White Black Graphite Sterling Forest Green Bronze Royal Brown Terra Pebble Tan Cream

GRIDS



Colonial Perimeter Prairie Valance

SCREEN



FLEXSCREEN.

AS SEEN ON
SHARK TANK

Shark Tank TM name and logo used with permission.
©2020 Sony Pictures Television Inc.



**SCAN FOR MORE
INFORMATION**

vinylmax
windows

WINDOW+DOOR
TOP 100
MANUFACTURERS



FRANKLIN 07-25 Information accurate at time of printing.
Product subject to change. ©2025 Vinylmax LLC



THE FRANKLIN SERIES

PRODUCT RATING:

R-PG50

(Double Strength Glass)

R-PG45 (Single Strength Glass)

AIR INFILTRATION: .12
150% better than FGIA standard

SIZE LIMITS

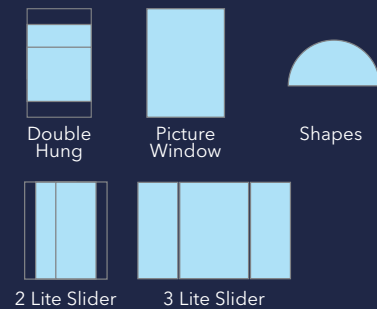
| 4700 Double Hung | Width | Height | UI* |
|------------------|-------|--------|------|
| Minimum | 14" | 24" | 38" |
| Maximum | 52" | 98" | 132" |

MAXIMUM TRIPLE PANE SIZE

50" width x 80" height

*United Inches = Width + Height

AVAILABLE STYLES



Product Features

- 3-1/4" Frame with Beveled Exterior
- Multi-Chambered Fusion Welded Vinyl
- IdeaSeal™ Triple Protection - Integral Interlock, Sill Compression Seal and Weatherstripping
- Dual Function Partitioned Sloped Sill
- Cove Molded Interior Sash Profiles
- Triple Weatherstripping on Sashes
- Integral Lift Rails
- BioMaxx Lead-Free Composite Locks and Keepers
- Ergonomic Tilt Latches
- Night Latches Restrict Sash Movement for Safety and Security
- Concealed Sash Stop System
- Stainless Steel Constant Force Balances
- Metal Cam Balance Shoe
- Full Balance Covers
- Dual (3/4") or Triple (1-1/8") Pane Glass
- Tape Glazed
- Intercept® Spacer System
- Limited Lifetime Warranty

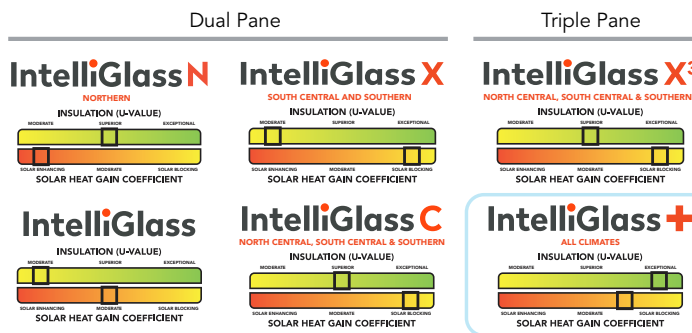
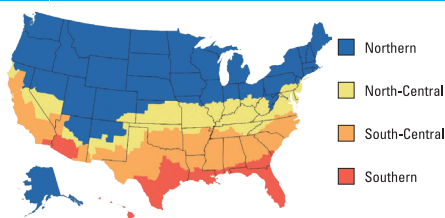
Optional Features

- IntelliGlass High Performance IGU
- 1-1/2" Integral Nail Fin with 1" Setback
- Jamb Extensions (4-9/16" or 6-9/16")
- Aluminum 1/2 Screen (White Only)
- Black or Bronze Exterior Laminates on White
- Woodgrain Interior Laminates
- 11 Painted Exterior Color Options
- Tempered and STC Rated Glass
- rTPS Spacer System
- Foam Filled Frame
- Sentry System Dual-Action Tilt/Lock Hardware
- Interior and Exterior SDL Packages

GLASS PACKAGES



ENERGY STAR® for Windows
CLIMATE ZONE MAP



Triple Pane Glass is up to 50% more energy efficient than dual pane. Installing triple pane windows also reduces noise from the outside and fading from the sun.



PERFORMANCE DATA

| | No Grids | | | | | | With Grids | | | | | |
|---|----------|-----------------|--|-----------|-----------------|------|------------|-----------------|--|-----------|-----------------|------|
| | rTPS | | | Intercept | | | rTPS | | | Intercept | | |
| 4700 Double Hung | U Value | ENERGY STAR 7.0 | | U Value | ENERGY STAR 7.0 | SHGC | U Value | ENERGY STAR 7.0 | | U Value | ENERGY STAR 7.0 | SHGC |
| IntelliGlass Low E / Argon | .28 | | | .29 | | .29 | .28 | | | .29 | | .26 |
| IntelliGlass X Low E / Argon | .27 | SC S | | .28 | SC S | .21 | .27 | SC S | | .28 | SC S | .19 |
| IntelliGlass N Low E / Argon | .24 | N | | .25 | N | .46 | .24 | N | | .25 | N | .42 |
| IntelliGlass C Low E / Argon | .23 | NC SC S | | .24 | NC SC S | .20 | .23 | NC SC S | | .24 | NC SC S | .18 |
| IntelliGlass X3 Triple Pane Low E / Argon | .24 | NC SC S | | .25 | NC SC S | .20 | .24 | NC SC S | | .25 | NC SC S | .18 |
| IntelliGlass Plus Triple Pane Low E / Argon | .19 | N NC | | .20 | N NC | .24 | .19 | N NC SC S | | .20 | N NC SC S | .22 |
| | | | | | | | | | | | | .37 |