



THE
CHOICE
COLLECTION

**ONE WINDOW,
ENDLESS POSSIBILITIES**

COLORS

**SOLID VINYL
COLORS**



White Tan

**LAMINATED
INTERIORS**



Cavalier Oak Colonial Cherry

**LAMINATED
EXTERIORS**



Black Bronze

PAINTED EXTERIOR FINISHES



White Black Graphite Sterling Forest Green Bronze Royal Brown Terra Pebble Tan Cream

GRIDS



Colonial Perimeter Prairie Valance

SCREEN



FLEXSCREEN.

AS SEEN ON
SHARK TANK

Shark Tank TM name and logo used with permission.
©2020 Sony Pictures Television Inc.



**SCAN FOR MORE
INFORMATION**

vinylmax
windows

**WINDOW+DOOR
TOP 100
MANUFACTURERS**



CHOICE 07-25 Information accurate at time of printing.
Product subject to change. ©2025 Vinylmax LLC



THE CHOICE COLLECTION

PRODUCT RATING:

R-PG50

(Double Strength Glass)

R-PG45 (Single Strength Glass)

AIR INFILTRATION: .12
150% better than FGIA standard

SIZE LIMITS

4700 Double Hung	Width	Height	UI*
Minimum	14"	24"	38"
Maximum	52"	98"	132"

MAXIMUM TRIPLE PANE SIZE

50" width x 80" height

*United Inches = Width + Height

AVAILABLE STYLES



Double Hung




Picture Window



Shapes



2 Lite Slider



3 Lite Slider

Product Features

- 3-1/4" Frame with Beveled Exterior
- Multi-Chambered Fusion Welded Vinyl
- IdeaSeal™ Triple Protection - Integral Interlock, Sill Compression Seal and Weatherstripping
- Dual Function Partitioned Sloped Sill
- Cove Molded Interior Sash Profiles
- Triple Weatherstripping on Sashes
- Integral Lift Rails
- BioMaxx Lead-Free Composite Locks and Keepers
- Ergonomic Tilt Latches
- Night Latches Restrict Sash Movement for Safety and Security
- Concealed Sash Stop System
- Stainless Steel Constant Force Balances
- Metal Cam Balance Shoe
- Full Balance Covers
- Dual (3/4") or Triple (1-1/8") Pane Glass
- Tape Glazed
- Intercept® Spacer System
- Limited Lifetime Warranty

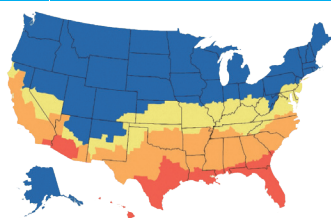
Optional Features

- IntelliGlass High Performance IGU
- 1-1/2" Integral Nail Fin with 1" Setback
- Jamb Extensions (4-9/16" or 6-9/16")
- Aluminum 1/2 Screen (White Only)
- Black or Bronze Exterior Laminates on White
- Woodgrain Interior Laminates
- 11 Painted Exterior Color Options
- Tempered and STC Rated Glass
- rTPS Spacer System
- Foam Filled Frame
- Sentry System Dual-Action Tilt/Lock Hardware
- Interior and Exterior SDL Packages

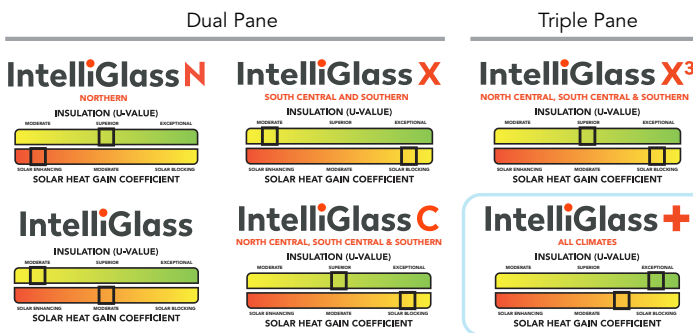
GLASS PACKAGES



ENERGY STAR® for Windows
CLIMATE ZONE MAP



- Northern
- North-Central
- South-Central
- Southern



Triple Pane Glass is up to 50% more energy efficient than dual pane. Installing triple pane windows also reduces noise from the outside and fading from the sun.

Most Efficient 2025
www.energy.gov

PERFORMANCE DATA

4700 Double Hung	No Grids						With Grids					
	rTPS			Intercept			rTPS			Intercept		
	U Value	ENERGY STAR 7.0		U Value	ENERGY STAR 7.0	SHGC	U Value	ENERGY STAR 7.0		U Value	ENERGY STAR 7.0	SHGC
IntelliGlass Low E / Argon	.28			.29		.29	.28			.29		.26
IntelliGlass X Low E / Argon	.27	SC S		.28	SC S	.21	.27	SC S		.28	SC S	.19
IntelliGlass N Low E / Argon	.24	N		.25	N	.46	.24	N		.25	N	.42
IntelliGlass C Low E / Argon	.23	NC SC S		.24	NC SC S	.20	.23	NC SC S		.24	NC SC S	.18
IntelliGlass X3 Triple Pane Low E / Argon	.24	NC SC S		.25	NC SC S	.20	.24	NC SC S		.25	NC SC S	.18
IntelliGlass Plus Triple Pane Low E / Argon	.19	N NC		.20	N NC	.24	.19	N NC SC S		.20	N NC SC S	.22
												.37