



# 4700

SERIES

ONE WINDOW,  
ENDLESS POSSIBILITIES

## COLORS

### SOLID VINYL COLORS



White



Tan

### LAMINATED INTERIORS



Cavalier  
Oak



Colonial  
Cherry

### LAMINATED EXTERIORS



Black



Bronze

## GRIDS



Colonial



Perimeter



Prairie



Valance

## SCREENS



FLEXSCREEN.



Heavy Duty  
1/2 Screen  
(White Only)



SCAN FOR MORE  
INFORMATION

**vinylmax**  
windows

WINDOW+DOOR  
**TOP 100**  
MANUFACTURERS



PRESTIGE 06-24 Information accurate at time of printing.  
Product subject to change. ©2024 Vinylmax LLC



# 4700 SERIES

## PRODUCT RATING:

### R-PG50

(Double Strength Glass)

R-PG45 (Single Strength Glass)

**AIR INFILTRATION: .12**  
150% better than FGIA standard

## SIZE LIMITS

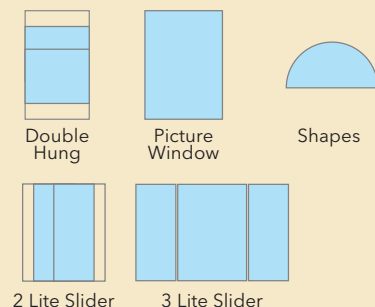
4700 Double Hung	Width	Height	UI*
Minimum	14"	24"	38"
Maximum	52"	98"	132"

### MAXIMUM TRIPLE PANE SIZE

50" width x 80" height

\*United Inches = Width + Height

## AVAILABLE STYLES



## PRODUCT FEATURES

- 3-1/4" Frame with beveled exterior
- Maintenance-free multi-chambered fusion welded vinyl
- IdeaSeal™ triple protection - integral interlock, sill compression seal and weatherstripping
- Dual function partitioned sloped sill
- Cove molded interior sash profiles
- Triple weatherstripping on sashes
- Integral lift rails
- BioMaxx lead-free composite locks and keepers
- Flush mount tilt latches
- Night latches restrict sash movement for safety and security
- Concealed sash stop system
- Stainless steel constant force balances
- Metal cam balance shoe
- Full balance covers
- Dual (3/4") or triple (1-1/8") pane glass
- Tape glazed
- Intercept® Spacer System
- Limited Lifetime Warranty


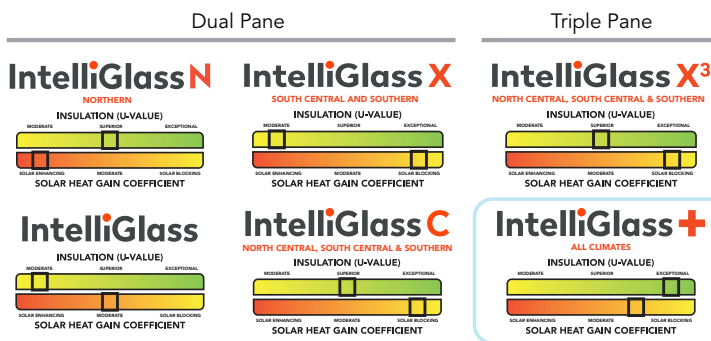
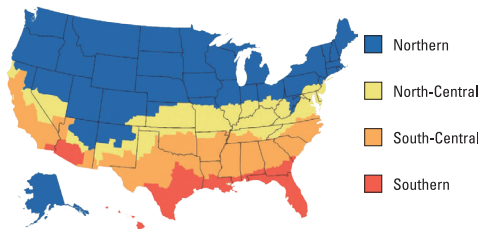
## OPTIONAL FEATURES

- Intelliglass high performance IGU
- 1-5/8" integral nail fin with 1" setback
- Jamb Extensions (4-9/16" or 6-9/16")
- Heavy duty or full FlexScreen®
- Black or bronze exterior laminates on white
- Woodgrain interior laminates
- Tempered and STC rated glass
- Super Spacer® flexible warm-edge spacer system
- Foam filled frame
- Sentry System dual-action tilt/lock hardware
- Interior & exterior SDL packages

## GLASS PACKAGES



ENERGY STAR® for Windows  
CLIMATE ZONE MAP



**Triple Pane Glass** is up to 50% more energy efficient than dual pane. Installing triple pane windows also reduces noise from the outside and fading from the sun.

**Most Efficient 2024**  
ENERGY STAR  
www.energystar.gov

## PERFORMANCE DATA

4700 Double Hung	No Grids					ENERGY STAR 7.0	With Grids					ENERGY STAR 7.0
	Intercept	Super Spacer	Intercept	Super Spacer	VLT		Intercept	Super Spacer	Intercept	Super Spacer	VLT	
	U Value	SHGC	U Value	SHGC			U Value	SHGC	U Value	SHGC		
IntelliGlass Low E / Argon	.29	.29	.28	.29	.54		.29	.26	.28	.26	.48	
IntelliGlass X Low E / Argon	.28	.21	.27	.21	.49	SC S	.28	.19	.27	.19	.44	SC S
IntelliGlass N Low E / Argon	.25	.46	.24	.46	.54	N	.25	.42	.24	.42	.49	N
IntelliGlass C Low E / Argon	.24	.20	.23	.20	.45	NC SC S	.24	.18	.23	.18	.40	NC SC S
IntelliGlass X3 Triple Pane Low E / Argon	.25	.20	.23	.20	.45	NC SC S	.25	.18	.24	.18	.40	NC SC S
IntelliGlass Plus Triple Pane Low E / Argon	.20	.24	.18	.24	.42	N NC	.20	.22	.19	.22	.37	N NC SC S