



THE  
**NEWTON**  
 SERIES

**CHOOSE YOUR PERFECT LOOK**

**COLORS**

SOLID VINYL  
 COLORS



White



Tan

**GRIDS**



Colonial



Perimeter



Prairie



Valance

**SCREENS**



**FLEXSCREEN**®



Heavy Duty  
 1/2 Screen



**SCAN FOR MORE  
 INFORMATION**



WINDOW+DOOR  
**TOP 100**  
 MANUFACTURERS

NEWTON 01-24 Information accurate at time of printing. Product subject to change. ©2024 Vinylmax LLC



# THE NEWTON SERIES

## PRODUCT RATING: R-PG50

**AIR INFILTRATION: .13**  
130% better than FGIA standard

### SIZE LIMITS

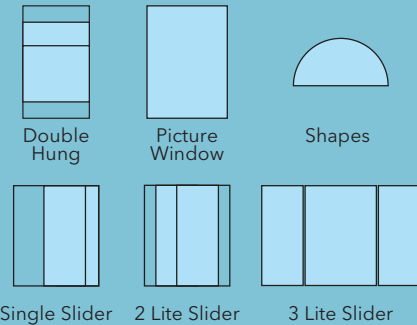
4800 Double Hung	Width	Height	UI*
Minimum	20"	23 <sup>3</sup> / <sub>4</sub> "	43"
Maximum	52"	104"	156"

#### MAXIMUM TRIPLE PANE SIZE

50" width x 80" height

\*United Inches = Width + Height

### AVAILABLE STYLES



### PRODUCT FEATURES

- 3-1/4" Frame with beveled exterior
- Maintenance-free multi-chambered fusion welded vinyl
- IdeaSeal™ triple protection - integral interlock, sill compression seal and weatherstripping
- Dual function partitioned sloped sill
- Foam filled frame
- Cove molded interior sash profiles
- Triple weatherstripping on sashes
- Equal glass sight line
- Integral lift rails
- Sentry System dual-action tilt/lock hardware
- Night latches restrict sash movement for safety and security
- Concealed sash stop system
- Stainless steel constant force balances
- Metal cam balance shoe
- Full balance covers
- FlexScreen® 1/2 Screen
- DS IntelliGlass high-performance glass
- Dual (3/4") or triple (1-1/8") pane glass
- Tape glazed
- Intercept® Spacer System
- Limited Lifetime Warranty


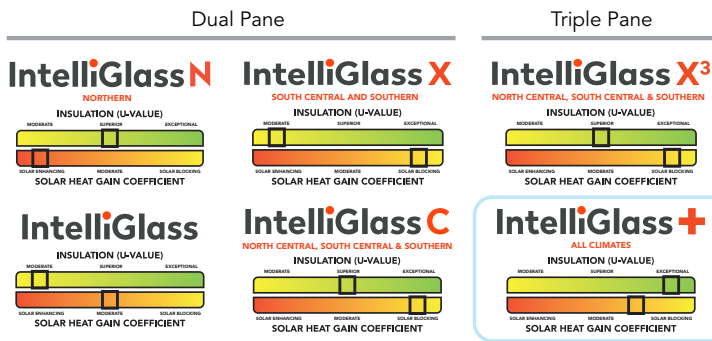
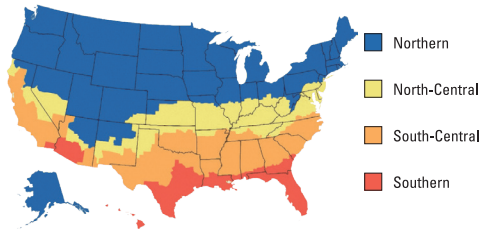
### OPTIONAL FEATURES

- 1-5/8" integral nail fin with 1" setback
- Jamb Extensions (4-9/16" or 6-9/16")
- Full FlexScreen®
- Super Spacer® flexible warm-edge spacer system
- Tempered and STC rated glass
- Interior & exterior SDL packages

## GLASS PACKAGES



ENERGY STAR® for Windows  
CLIMATE ZONE MAP



Triple Pane Glass is up to 50% more energy efficient than dual pane. Installing triple pane windows also reduces noise from the outside and fading from the sun.



### PERFORMANCE DATA

4800 Double Hung	No Grids					ENERGY STAR 7.0	With Grids					ENERGY STAR 7.0
	Intercept		Super Spacer		VLT		Intercept		Super Spacer		VLT	
U Value	SHGC	U Value	SHGC			U Value	SHGC	U Value	SHGC			
IntelliGlass Low E / Argon - DS	.29	.28	.28	.28	.53		.29	.26	.28	.26	.47	
IntelliGlass X Low E / Argon - DS	.29	.21	.28	.21	.49	S	.29	.19	.28	.19	.44	S
IntelliGlass N Low E / Argon - DS	.26	.46	.25	.46	.54	N	.26	.42	.25	.42	.49	N
IntelliGlass C Low E / Argon - DS	.25	.20	.24	.20	.45	NC SC S	.25	.18	.24	.18	.40	NC SC S
IntelliGlass X3 Triple Pane Low E / Argon - DS	.26	.20	.24	.20	.45	SC S	.26	.18	.25	.18	.40	SC S
IntelliGlass Plus Triple Pane Low E / Argon - SS	.21	.24	.19	.24	.42	N NC	.21	.22	.19	.22	.37	N NC SC S