



THE INSPIRE COLLECTION

NEW CONSTRUCTION WINDOWS AND DOORS

CHOOSE YOUR PERFECT LOOK

COLORS

Solid Colors



White



Clay

Laminated Exteriors



Black

GRIDS



Colonial

Perimeter

Prairie

Valance

SCREENS



FLEXSCREEN.



Heavy Duty
1/2 Screen
(White Only)



SCAN FOR MORE
INFORMATION

vinylmax
windows

WINDOW+DOOR
TOP 100
MANUFACTURERS

INSPIRE 07-23 Information accurate at time of printing. Product subject to change. ©2023 Vinylmax LLC





THE INSPIRE COLLECTION

PRODUCT RATING: R-PG50

AIR INFILTRATION: .19
58% better than FGIA standard

SIZE LIMITS

4100 Single Hung	Width	Height	UI*
Minimum	16 ¹ / ₂ "	29 ³ / ₄ "	45"
Maximum	52"	98"	150"

MAXIMUM TRIPLE PANE SIZE
50" width x 80" height

*United Inches = Width + Height

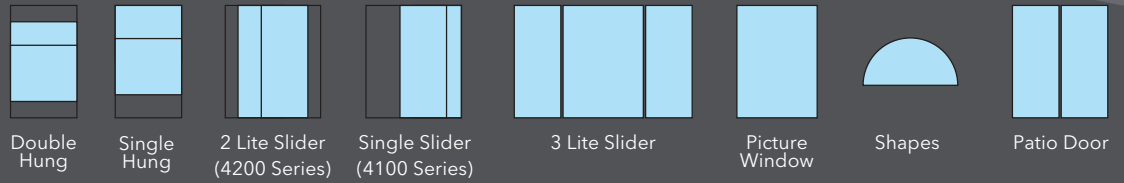
PRODUCT FEATURES

- Fusion welded frame and sash corners
- Maintenance-free multi-chambered fusion welded vinyl
- 3-1/4" Frame with beveled exterior
- 1-1/2" Nail fin with 1" setback from exterior
- 3/4" Insulated glass unit
- Intercept® Spacer System
- Tilt in, lift out sash
- Full interlocking meeting rail
- Integral lift rails
- Triple weatherstripping on sashes and meeting rail
- Composite locks and horizontal fastened lock keeper
- Recessed tilt latches
- Dual function partitioned sloped sill
- Foam-filled compression bulb seal on sill
- FlexScreen® 1/2 Screen
- White or Clay vinyl

OPTIONAL FEATURES

- 3/4" J-Channel (frame option)
- Jamb Extensions (4-9/16" or 6-9/16")
- Black exterior laminate on white
- WOCD field applied "angel locks"
- Intelliglass high performance glass
- Heavy duty 1/2 (White Only)
- Full FlexScreen® (4200 Series)
- High performance reinforcement packages
- Drywall Access Option (4100 Series)

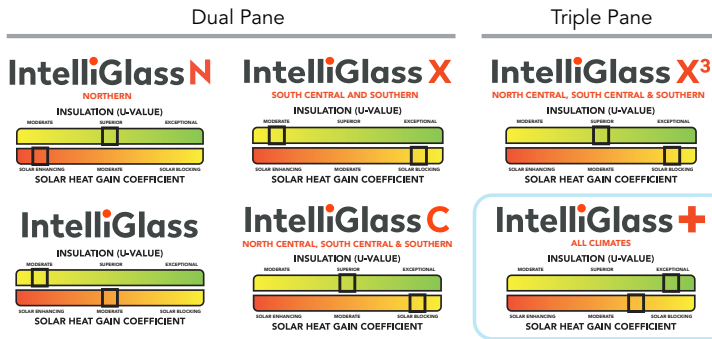
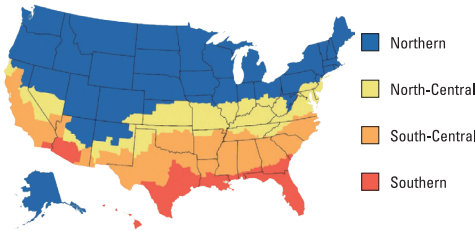
AVAILABLE STYLES



GLASS PACKAGES



ENERGY STAR® for Windows
CLIMATE ZONE MAP



Triple Pane Glass is up to 50% more energy efficient than dual pane. Installing triple pane windows also reduces noise from the outside and fading from the sun.



PERFORMANCE DATA

4100 Single Hung	No Grids					ENERGY STAR 7.0	With Grids					ENERGY STAR 7.0
	Intercept		Super Spacer		VLT		Intercept		Super Spacer		VLT	
U Value	SHGC	U Value	SHGC			U Value	SHGC	U Value	SHGC			
IntelliGlass Low E / Argon	.29	.29	.28	.29	.55		.29	.26	.28	.26	.49	
IntelliGlass X Low E / Argon	.29	.21	.27	.21	.50	S	.29	.19	.27	.19	.45	S
IntelliGlass N Low E / Argon	.26	.47	.26	.47	.55	N	.26	.42	.26	.42	.49	N
IntelliGlass C Low E / Argon	.25	.20	.25	.20	.45	NC SC S	.25	.18	.25	.18	.40	NC SC S
IntelliGlass X3 Triple Pane Low E / Argon	.25	.20	.23	.20	.46	NC SC S	.26	.18	.24	.18	.41	SC S
IntelliGlass Plus Triple Pane Low E / Argon	.20	.25	.18	.25	.43	N NC	.20	.22	.19	.22	.38	N NC SC S