



4700 SERIES

**ONE WINDOW,
ENDLESS POSSIBILITIES**

COLORS

SOLID VINYL COLORS




White



Tan

LAMINATED INTERIORS



Cavalier
Oak



Colonial
Cherry

LAMINATED EXTERIORS



Black



Bronze

GRIDS



Colonial



Perimeter



Prairie



Valance

SCREENS



FLEXSCREEN.



Heavy Duty
1/2 Screen



**SCAN FOR MORE
INFORMATION**

vinylmax
windows

WINDOW+DOOR
TOP 100
MANUFACTURERS

4700 01-24 Information accurate at time of printing. Product subject to change. ©2024 Vinylmax LLC





4700 SERIES

PRODUCT RATING:

R-PG50

(Double Strength Glass)

R-PG45 (Single Strength Glass)

AIR INFILTRATION: .12
150% better than FGIA standard

SIZE LIMITS

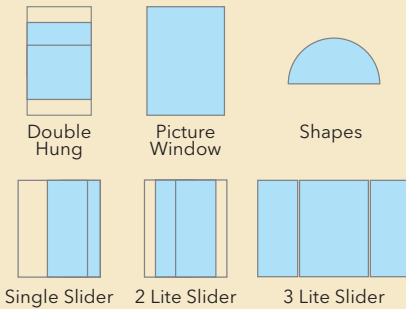
4700 Double Hung	Width	Height	UI*
Minimum	14"	24"	38"
Maximum	52"	98"	132"

MAXIMUM TRIPLE PANE SIZE

50" width x 80" height

*United Inches = Width + Height

AVAILABLE STYLES



PRODUCT FEATURES

- 3-1/4" Frame with beveled exterior
- Maintenance-free multi-chambered fusion welded vinyl
- IdeaSeal™ triple protection - integral interlock, sill compression seal and weatherstripping
- Dual function partitioned sloped sill
- Cove molded interior sash profiles
- Triple weatherstripping on sashes
- Integral lift rails
- BioMaxx lead-free composite locks and keepers
- Flush mount tilt latches
- Night latches restrict sash movement for safety and security
- Concealed sash stop system
- Stainless steel constant force balances
- Metal cam balance shoe
- Full balance covers
- Dual (3/4") or triple (1-1/8") pane glass
- Tape glazed
- Intercept® Spacer System
- Limited Lifetime Warranty

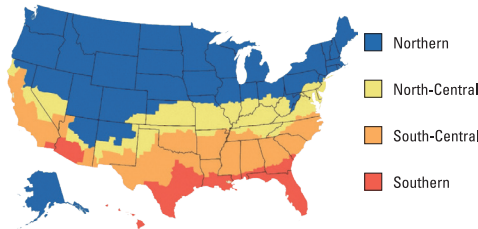
OPTIONAL FEATURES

- Intelliglass high performance IGU
- 1-5/8" integral nail fin with 1" setback
- Jamb Extensions (4-9/16" or 6-9/16")
- Heavy duty or full FlexScreen®
- Black or bronze exterior laminates on white
- Woodgrain interior laminates
- Tempered and STC rated glass
- Super Spacer® flexible warm-edge spacer system
- Foam filled frame
- Sentry System dual-action tilt/lock hardware
- Interior & exterior SDL packages

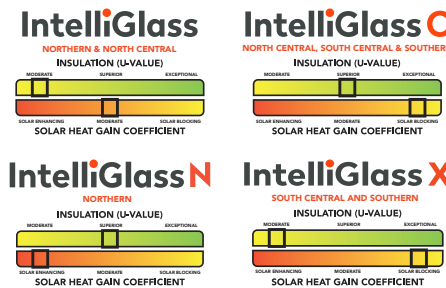
GLASS PACKAGES






ENERGY STAR® for Windows
CLIMATE ZONE MAP



Dual Pane



Triple Pane



Triple Pane Glass is up to 50% more energy efficient than dual pane. Installing triple pane windows also reduces noise from the outside and fading from the sun.

PERFORMANCE DATA

4700 Double Hung	No Grids					ENERGY STAR 7.0	With Grids					ENERGY STAR 7.0
	Intercept		Super Spacer		VLT		Intercept		Super Spacer		VLT	
U Value	SHGC	U Value	SHGC			U Value	SHGC	U Value	SHGC			
IntelliGlass Low E / Argon	.29	.29	.28	.29	.54		.29	.26	.28	.26	.48	
IntelliGlass X Low E / Argon	.28	.21	.27	.21	.49	SC S	.28	.19	.27	.19	.44	SC S
IntelliGlass N Low E / Argon	.25	.46	.24	.46	.54	N	.25	.42	.24	.42	.49	N
IntelliGlass C Low E / Argon	.24	.20	.23	.20	.45	NC SC S	.24	.18	.23	.18	.40	NC SC S
IntelliGlass X3 Triple Pane Low E / Argon	.25	.20	.23	.20	.45	NC SC S	.25	.18	.24	.18	.40	NC SC S
IntelliGlass Plus Triple Pane Low E / Argon	.20	.24	.18	.24	.42	N NC	.20	.22	.19	.22	.37	N NC SC S