

THE INSPIRE COLLECTION

New Construction Patio Door



The Inspire Patio Door by Vinylmax combines high quality features with industry-leading value for any new home.

This door is designed to handle the constant traffic of busy families and offer great thermal performance. The Inspire Patio Door is protected by a limited lifetime warranty.

vinylmax
windows

Passion for Homes and Families



STANDARD FEATURES

- **Multi-Chambered 4-7/8" fusion welded PVC frame** provides lasting strength and low-maintenance beauty.
- **Integral nail fin** is 1-1/4" long with 1-3/8" setback. Can be removed at factory or in the field.
- **Fusion welded operating panel** features corners that will never separate, or crack.
- **Direct set fixed panel** improves door structure and eases installation.
- **Reinforced vertical rails** prevent twisting or warping of the panel and interlock.
- **Full interlock** ensures secure closing of the door and keeps out drafty elements.
- **Field reversible two panel doors** allow for flexibility in determining operating direction. Can be factory specified.
- **3/4" insulated tempered glass with Intercept spacer** is the foundation of thermal performance and comfort.
- **Multiple rows of weatherstripping** prevents air infiltration.
- **Tandem self-leveling steel rollers** are end adjustable to allow fine tuning of door operation.
- **Impact resistant threshold** withstands heavy traffic.
- **Color matched exterior handle** ensures easy operation.
- **Interior handle is color matched** and allows door to lock with a secure interior thumb latch.
- **Rolling screen door** includes BetterVue improved visibility screen mesh.
- Non-Prorated **Limited Lifetime Warranty** covers vinyl, glass, screens and hardware for as long as you live in your home.

OPTIONAL FEATURES

- Optional **IntelliGlass X Low E glass with Argon gas fill** heightens energy efficiency.
- **Keyed lock** enables door to be locked and unlocked from the exterior.
- **Heavy duty screen door** stands up to the high traffic of busy families.
- **Two position toe lock** permits door to be locked in an open airflow position, or adds extra secure locking.

COLORS

Vinyl Colors



White



Clay

Laminated Exterior



White/Black

GRIDS

Patterns



Colonial



Perimeter

Profiles

(color matched to door)

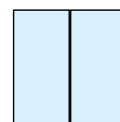


Flat




Georgian

STYLES



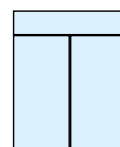
2 Panel Door



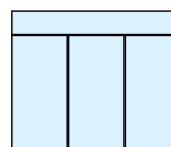
3 Panel Door



Geometrics



2 Panel Transom



3 Panel Transom



Fixed Panel

STANDARD SIZES

NOMINAL SIZE	PANELS	DOOR SIZE
5068	2	59-1/2" x 79-1/2"
6068	2	71-1/2" x 79-1/2"
8068	2	95-1/2" x 79-1/2"
9068	3	106-1/8" x 79-1/2"

Custom sizes are only available on White/Black laminated exterior doors

vinylmax
windows

WINDOW+DOOR
TOP 100
MANUFACTURERS



2921 McBride Court
Hamilton, OH 45011
(800) 847-3736
vinylmax.com