

vinylmax
windows

Passion for Homes and Families



THE
INSPIRE
COLLECTION

NEW CONSTRUCTION WINDOWS

THE INSPIRE COLLECTION

Our new construction products are designed to be an inspiration for your new home. The Inspire Collection is precisely engineered so that we can deliver you quality, energy-efficient products every time. We offer a full range of options to meet your every need.

Fusion welded frame and sash corners are secure and weather tight

Multi-chambered vinyl construction provides a maintenance-free lifestyle with superior strength and thermal efficiency

3-1/4" Frame depth with beveled exterior

1-1/2" Nail fin with 1" setback from exterior

3/4" Brickmould j-channel option supports a variety of exterior finish methods

3/4" Insulated glass unit with Intercept spacer is the foundation of thermal performance and comfort

Removeable sash allow for convenient cleaning from inside the home. Full interlocking meeting rail

Integral sash lift rail for easy operation, are a fundamental part of the sash and will not pull loose or break

Triple weatherstripped sash and meeting rail reduce air infiltration

Composite locks and horizontal fastened lock keeper

Flush mount tilt latches allow for easy cleaning from inside the home. Ergonomic single piece shuttle design will not break, even with thousands of uses

Dual function partitioned sloped sill forms a negative pressure pocket that keeps the sash securely in place and water flowing away from your home

BetterVue® insect screening with Water Shed Technology™ preserves optical clarity by shedding water and resisting dirt and grime for a sharp, more brilliant outward view





4100 **4200**
SH | SSL | 3SL | PW DH | 2SL | 3SL | PW

CONSTRUCTION

Fusion Welded PVC Frame and Sash	●	●
1 1/2" Integral Nail Fin with 1" Setback	●	●
Fully Interlocking Meeting Rail	●	●
Integral Extruded Lift Rail	●	●
Dual Function Sloped Sill	●	●
BetterVue Mesh Half Screen	●	●
Recessed Tilt Latches	●	●
IntelliGlass Glass Options	●	●
BioMaxx Composite Locks and Keepers	●	●

STYLE & AESTHETICS

J-Channel	●	●
Black Laminate Exterior	●	●
Clay Extrusion	●	●
HD Half Screen		●
Full Screen		●


PERFORMANCE

Drywall Access	●	●
High Performance Reinforcement Packages	●	●
Triple Glaze Glass	●	●
Jamb Extensions (4 ⁹ / ₁₆ and 6 ⁹ / ₁₆)	●	●
WOCD (Window Opening Control Device)	●	●

● Standard ● Option

DOUBLE HUNG

4200 SERIES



STANDARD FEATURES

Multi-chambered vinyl construction provides a maintenance-free lifestyle with superior strength and thermal efficiency.

Lift out sashes allow for convenient cleaning from inside the home. Full interlocking meeting rail.

Integral sash lift rail for easy operation, are a fundamental part of the sash and will not pull loose or break.

Triple weather-stripped sash and meeting rail reduce air infiltration.

Flush mount tilt latches allow for easy cleaning from inside the home. Ergonomic single piece shuttle design will not break, even with thousands of uses.

OPTIONS

J-Channel

HD Half Screen | Full Screen | FlexScreen

High Performance Reinforcement Packages

Triple Glaze Glass

Jamb Extensions (4 9/16" and 6 9/16")


WOCD (Window Opening Control Device)





4100 SERIES

SINGLE HUNG



STANDARD FEATURES

3/4" Insulated glass unit with Intercept spacer is the foundation of thermal performance and comfort.

Triple weatherstripped sash and meeting rail reduce air infiltration.

Composite locks and horizontal fastened lock keeper.

Flush mount tilt latches allow for easy cleaning from inside the home. Ergonomic single piece shuttle design will not break, even with thousands of uses.

Dual function sloped sill forms a negative pressure pocket that keeps the sash securely in place and water flowing away from your home.

3-1/4" Frame with beveled exterior.

OPTIONS

J-Channel

High Performance Reinforcement Packages

Triple Glaze Glass

Jamb Extensions (4 9/16" and 6 9/16")

WOCD (Window Opening Control Device)

Drywall Access



2 & 3 LITE SLIDERS

4150 SERIES

STANDARD FEATURES

Lift out sashes allow for convenient cleaning from inside the home.

Integrated weep system for efficient water management.

Multiple rows of weatherstripping reduce air infiltration.

Integral pull handles will never pull loose.

Full overlap interlock ensures drafts stay out.

Ventilation latch permits secure ventilation.

Tandem non-marking rollers glide effortlessly on monorail track.



4150 Slider



4250 Slider

3 Lite Slider
1/4-1/2-1/4



3 Lite Slider
Equal Lite



4250 SERIES

PICTURE WINDOWS

Picture windows are fully fusion-welded and maximize natural light.
Companion frame style complements operating windows.



Architectural shapes are available.



CHOOSE YOUR PERFECT LOOK

COLORS


Vinyl Colors



White



Clay



Black Laminated Exterior

GRIDS

Colonial




Perimeter



Prairie



Valance



Flat, Georgian, and Pencil profiles are available. Grids are placed between the glass and are securely locked in to place, so they'll always remain straight and true.

SCREENS




All New Construction windows feature a half screen with BetterVue improved visibility screen mesh. BetterVue's nearly invisible screen mesh allows you to feel the breeze and absorb your view without swatting pesky bugs.



Heavy Duty 1/2 Screen



Full Screen



A high-performance PVC coated spring steel frame is damage-resistant, beautifully invisible, and effortless to install. Simply hold the screen in your hands, bend the sides in, and fit FlexScreen into your screen track.



BENEFITS OF BETTERVUE SCREEN WITH WATER SHED TECHNOLOGY

Water Shed Technology gives BetterVue a clear view for the life of the product by repelling water and resisting dirt and grime, making them much less likely to accumulate on the screen.

- Durable, hydrophobic coating will not wash off
- Sheds water and debris during rainstorm or with hose sprayer
- Preserves viewing clarity for more brilliant outward views
- Remains cleaner longer and increases life expectancy of the screen



Contact your sales or customer service representative for additional details.

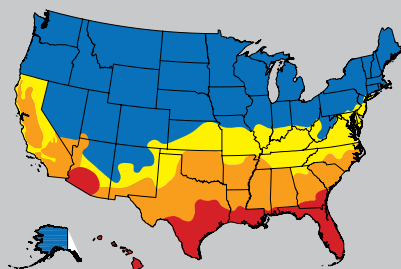
*Color and grid availability varies by product.

INTELLIGLASS PACKAGES

		GLASS PANEL	LOW-E TYPE	AIRSPACE FILLING
IntelliGlass high performance	Northern & North Central climates	2	Standard	Argon
IntelliGlass X solar control	North Central, South Central & Southern climates	2	Solar	Argon
IntelliGlass X³ triple pane solar control	All climates	3	Solar	Argon
IntelliGlass + triple pane high performance	All climates	3	Standard	Argon



ENERGY STAR® for Windows, Doors, and Skylights
CLIMATE ZONE MAP



- Northern
- North-Central
- South-Central
- Southern

Save money - and more.

Installing ENERGY STAR® qualified windows and doors lowers energy bills and saves you money. With more efficient windows, you also use less energy, which reduces greenhouse gas emissions from power plants.

Inspire Collection windows can be specified with high-performance glass to meet ENERGY STAR® criteria in all climate zones.

PERFORMANCE DATA

THERMAL

	No Grids			With Grids		
4100 Single Hung	U-Value	SHGC	VLT	U-Value	SHGC	VLT
Clear Glass	.46	.63	64%	.46	.56	57%
IntelliGlass Low E / Argon	.29	.37	52%	.29	.34	47%
IntelliGlass X Low E / Argon	.29	.22	49%	.29	.20	44%
IntelliGlass X3 Low E / Argon	.24	.21	46%	.25	.19	41%
IntelliGlass Plus Low E / Argon	.20	.24	39%	.20	.22	35%
4150 Slider	U-Value	SHGC	VLT	U-Value	SHGC	VLT
Clear Glass	.47	.63	64%	.47	.56	57%
IntelliGlass Low E / Argon	.29	.37	52%	.29	.34	47%
IntelliGlass X Low E / Argon	.29	.22	49%	.29	.20	44%
IntelliGlass X3 Low E / Argon	.24	.21	46%	.25	.19	41%
IntelliGlass Plus Low E / Argon	.20	.24	39%	.20	.22	35%
4170 Picture Window	U-Value	SHGC	VLT	U-Value	SHGC	VLT
Clear Glass	.45	.65	67%	.45	.58	60%
IntelliGlass Low E / Argon	.27	.39	54%	.27	.36	49%
IntelliGlass X Low E / Argon	.27	.23	52%	.27	.21	47%
IntelliGlass X3 Low E / Argon	.23	.22	48%	.23	.20	43%
IntelliGlass Plus Low E / Argon	.19	.25	40%	.18	.23	37%

THERMAL

	No Grids			With Grids		
4200 Double Hung	U-Value	SHGC	VLT	U-Value	SHGC	VLT
Clear Glass	.46	.63	64%	.46	.56	57%
IntelliGlass Low E / Argon	.28	.39	56%	.28	.35	50%
IntelliGlass X Low E / Argon	.29	.21	49%	.19	.44	44%
IntelliGlass X3 Low E / Argon	.24	.21	45%	.24	.19	40%
IntelliGlass Plus Low E / Argon	.20	.27	44%	.20	.24	39%
4250 Slider	U-Value	SHGC	VLT	U-Value	SHGC	VLT
Clear Glass	.47	.63	64%	.47	.56	57%
IntelliGlass Low E / Argon	.29	.37	52%	.29	.34	47%
IntelliGlass X Low E / Argon	.29	.22	49%	.29	.20	44%
IntelliGlass X3 Low E / Argon	.24	.21	46%	.25	.19	41%
IntelliGlass Plus Low E / Argon	.20	.24	39%	.20	.22	35%
4270 Picture Window	U-Value	SHGC	VLT	U-Value	SHGC	VLT
Clear Glass	.45	.65	67%	.45	.58	60%
IntelliGlass Low E / Argon	.27	.39	54%	.27	.36	49%
IntelliGlass X Low E / Argon	.27	.23	52%	.27	.21	47%
IntelliGlass X3 Low E / Argon	.23	.22	48%	.23	.20	43%
IntelliGlass Plus Low E / Argon	.19	.25	40%	.18	.23	37%

The above values are for SS glass, Intercept and No reinforcement. Thermal values do vary with options picked, other values available upon request.

The lower the **U-value**, the greater a window's resistance to heat flow and the better its insulating value

The lower the **SHGC**, the more a product is blocking solar heat from coming through the window.

VLT - Visible Light Transmittance - lower values mean less light passing through the window.



TRUSTED QUALITY



THIRD PARTY TESTING

Vinylmax products are tested and rated by the National Fenestration Rating Council and the American Architectural Manufacturers Association.



ENERGY STAR®

Vinylmax manufactures products that are precisely engineered to be highly energy efficient.

WARRANTY

Many windows claim to carry a lifetime warranty, but our windows are backed by one of the strongest window warranties available.

Our Lifetime Limited Warranty includes:

Vinyl - warranted against warping, chipping, cracking, blistering, and rotting.

Glass - warranted against visual obstruction, seal failure, and spontaneous breakage.

Screen - frame warranted against cracking or breaking, cloth warranted against rotting or staining.

Parts & Hardware - are warranted against cracking, breaking or failing during normal use.

We want you to love your windows for as long as you live in your home. In fact, we want the next homeowner to love them, too, so the warranty is transferable.*

*Limitations apply.



vinylmax
windows



THE VINYLMAX STORY

Founded in 1982 by the Doerger family and manufacturing a mere five windows per day, the Vinylmax legacy began to unfold. As one of the very first vinyl window manufacturers in the United States, Vinylmax embraced the philosophy that quality custom windows manufactured quickly would inspire loyalty in its customers.

Today, the next generation of the Doerger family continues to embrace that philosophy. Millions of American homes are more beautiful and more energy-efficient, thanks to Vinylmax windows.

vinylmax
windows



2921 McBride Court
Hamilton, OH 45011
(800) 847-3736
vinylmax.com

WINDOW+DOOR
TOP 100
MANUFACTURERS

