



THE
RADIANCE
SERIES

STANDARD FEATURES




1. **Fusion welded frame and sash** provides an impenetrable barrier to air and water, the ultimate in strength and integrity.
2. **Deeply pocketed head** with weather stripping resists air infiltration.
3. **Soft curved sash design** looks more like traditional wood window sash.
4. **Dual night locks** allow for ventilation with security and have passed AAMA Forced Entry Resistance Testing.
5. **Recessed tilt latches** are low profile for a neat appearance.
6. **Composite cam lock and keeper** cam action actually draws sashes closer together for positive lock.
7. **Dual tilt in sashes** allow for easy cleaning of both sashes.
8. **Interlocking meeting rail** provides additional security and has passed AAMA Forced Entry Resistance Test.
9. **Heavy duty weatherstrip design** with double mylar fins resists air and water infiltration.
10. **IntelliGlass Low-E glass with argon fill** provides ENERGY STAR thermal performance.
11. **Sunshield 100% vinyl** is an advanced vinyl compound with a proven weather beating formula.
12. **Half screen with BetterVue mesh** provides a much improved and unobstructed view.
13. **5° positive sloped sill** provides water runoff, even in driving rain.
14. **Fully welded double wall interior dam leg** with fin-seal weather stripping improves strength and optimal air and water performance.
15. **Full length extruded lift rail** provides easy sash operation.
16. **Optional foamed filled frame and sash** improves thermal performance.
17. **Lifetime Limited Warranty**

THERMAL PERFORMANCE

	U-Value	No Grids			With Grids		
		SHGC	VLT	CR	SHGC	VLT	CR
Clear Glass	.46	.63	.65	43	.56	.58	43
IntelliGlass Low E	.29	.38	.53	57	.34	.47	57
IntelliGlass X Solar Control	.29	.31	.50	57	.28	.44	57
IntelliGlass North Energy Star	.25	.27	.49	46	.25	.44	46

ADDITIONAL STYLES

2 & 3 LITE SLIDERS



Sliding windows effortlessly glide from side to side on non-marking rollers, providing ventilation and a lovely view. Sashes lift out for easy cleaning.

PICTURE WINDOWS



Picture windows & shapes alone or combined create a dramatic view with flair and lots of light.

CASEMENT WINDOWS



Casement windows crank open with hardware that will never rust or bind. Single, double, and triple configurations are available.

AWNING WINDOWS



Awning windows crank open and are hinged at the top.

BAYS AND BOWS



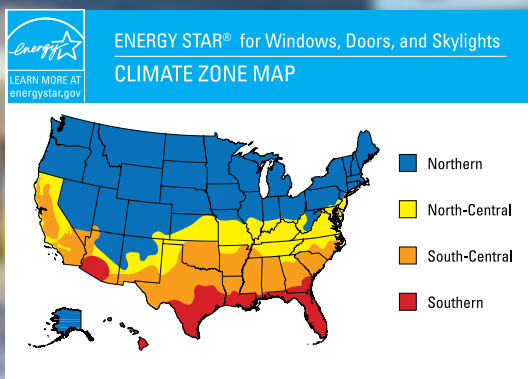
Bay & Bow windows are distinctive nooks, window seats, or decorative areas that add a little spice for function or drama. Choose virtually any style window.

EQUINOX PATIO DOORS



Equinox patio doors feature sturdy, reinforced panels and heavy duty rollers and screen door.

Installing ENERGY STAR qualified windows and doors lowers energy bills and saves you money. With more efficient windows, you also use less energy, which reduces greenhouse gas emissions from power plants. Can you feel your carbon footprint shrinking?






MAKE IT YOURS...

Color Options



White PVC
(standard)



Bronze
Exterior
Laminate



Black
Exterior
Laminate

Grid Options


Grids are placed between the glass and are securely locked into place, so they'll always remain straight and true.



Colonial



Perimeter



Prairie



Valance

Screen Options




Standard 1/2 Screen



Optional Full Screen



Typical Screen



BETTERVUE
Advanced Screens with Water Shed Technology

How Does Low-E Glass Work?

The microscopic coating on Low E glass reflects heat back to its source and filters damaging UV rays. This keeps your home comfortable year round.



Benefits of BetterVue screen with Water Shed Technology

Water Shed Technology gives BetterVue a clear view for the life of the product by repelling water and resisting dirt and grime, making them much less likely to accumulate on the screen. Remains cleaner longer and increases life expectancy of the screening.

vinylmax
windows

107 Pierce Rd.
Clifton Park, NY 12065
(518) 877-8670

