




**RADIANCE PLUS**  
— WINDOWS —

# STANDARD FEATURES

## RADIANCE PLUS

### WINDOWS

1. **Multi-chambered vinyl construction** provides a maintenance-free lifestyle with superior strength and thermal efficiency.
2. **Four-Point fusion welding** guarantees the frames and sashes are always strong and square.
3. **Shadow grooved sash welds** replicate the classic look of mitered wood corners.
4. **Integral lift and pull rails** are ergonomically engineered for smooth operation while remaining aesthetically appealing.
5. **Dual Function partitioned sloped sill** forms a negative pressure pocket that keeps sashes securely in place and water flowing away from your home, even in the most adverse weather conditions.
6. **Effortless pivot balance system** utilizes stainless steel coils making sash operation smooth and whisper-quiet.
7. **Bio-Maxx advanced composite locks and keepers** are 50% stronger than typical die-cast hardware while remaining lead-free, color-true, without fading, warping or chipping.
8. **Low-profile tilt latches** sit subtly out of view but engage easily when sashes need to be tilted in for cleaning.
9. **Dual push-button forced entry resistant ASTM Night Locks** limit sash movement for your family's safety and security.
10. **IdeaSeal™ triple protection weather seal** keeps the indoor and outdoor environments separate with an integral interlock, sill compression seal, and multiple rows of weatherstripping.
11. **Full balance covers** hide internal systems while eliminating unsightly visible sash stops.
12. **BetterVue® insect screening with Water Shed Technology™** preserves optical clarity by shedding water and resisting dirt and grime for a sharp, more brilliant outward view.







# WINDOW TYPES



**DOUBLE HUNG**



**2 & 3 LITE SLIDER**



**PICTURE WINDOW**



**PRESTIGE  
CASEMENTS & AWNINGS**



**PRESTIGE  
BAYS & BOWS**



**ELEGANCE  
PATIO DOOR**

## TOP FIVE

REASONS TO REPLACE YOUR WINDOWS

1

LOWER YOUR  
ENERGY BILLS

3

FEEL  
MORE SECURE

5

GET MORE PEACE  
AND QUIET

2

INCREASE YOUR  
PROPERTY VALUE

4

ENHANCE YOUR  
HOME'S CURB APPEAL

# CHOOSE YOUR PERFECT LOOK

## COLORS

### Solid Colors



White



Tan

### Laminated Interiors



Cavalier Oak



Natural Oak



Colonial Cherry



Vintage Pecan

### Laminated Exteriors



Tan



Clay



Bronze

### Exterior Finishes



Butter



Tan



Clay



Pebble



Silver



Terra



Cocoa



Chestnut



Chocolate



Bronze



Black



Forest



Brick

Woodgrain and exterior laminates available on white · Exterior finish available on any color · Custom colors available

## GRIDS

### Colonial




### Perimeter



### Prairie



### Valance



Flat, Georgian, and Pencil profiles available. Grids are placed between the glass and are securely locked in to place, so they'll always remain straight and true.

## SCREENS




Standard 1/2 Screen




Heavy Duty 1/2 Screen



Full Screen



Typical Screen Mesh



**BETTERVUE**  
IMPROVED VISIBILITY INSECT SCREEN

## BENEFITS OF BETTERVUE SCREEN WITH WATER SHED TECHNOLOGY

Water Shed Technology gives BetterVue a clear view for the life of the product by repelling water and resisting dirt and grime, making them much less likely to accumulate on the screen.

- Durable, hydrophobic coating will not wash off
- Sheds water and debris during rainstorm or with hose sprayer
- Preserves viewing clarity for more brilliant outward views
- Remains cleaner longer and increases life expectancy of the screening








## RADIANCE PLUS WINDOWS

### AVAILABLE UPGRADES



#### **FlexScreen**

High-performance PVC coated spring steel frame is damage resistant, beautifully invisible and effortless to install. Simply hold the screen in your hands, bend the sides in, and fit FlexScreen in to your screen track.



#### **Neopor® foam filled frame**

BASF Neopor® GPS is a graphite polystyrene rigid foam insulation, strategically custom-fitted in energy chambers in the window frame and sash vinyl. It is comprised of many small pockets of air within a polymer matrix containing graphite. The graphite reflects radiant heat energy like a mirror, increasing the window's resistance to the flow of heat, or R-Value. Neopor® actually increases in R-value as the temperature outside drops.



#### **Sentry System multi-function locking hardware**


integrates the lock and tilt functions into the same lock housing, leaving an uncluttered appearance.

# ANATOMY OF AN ENERGY EFFICIENT WINDOW

1. **Quality Frame Materials:** low-maintenance frame materials, like vinyl, reduce heat transfer and help to better insulate.
2. **Multiple Panes:** two or three panes of glass with a gas filled airspace are energy-efficient, resist impact damage and provide sound insulation.
3. **Low E Glass:** reflects heat and keeps heat inside in the winter and outside in the summer. UV is also reflected, protecting furnishings from fading while allowing plants to thrive.
4. **Gas Fill:** inert argon and krypton are more dense and insulate better than regular air.
5. **Warm Edge Spacers:** like Intercept or Super Spacer, keep a window's glass panes the correct distance apart. Warm Edge Spacers insulate pane edges, reducing heat transfer through the window.



## SPACER SYSTEMS



### Intercept Spacer System

features a unique, one-piece, tin-plated U-channel design that creates an effective thermal barrier to help reduce conducted heat loss through the window. Its sealed, one-piece design makes Intercept spacers stronger and better at retaining insulating gas than many conventional designs.

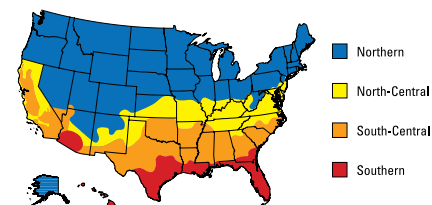


### Optional Super Spacer

Warm edge Super Spacer is the "no metal" upgrade to help your windows reduce energy costs. Its 100% memory foam formula stands up to a wide range of temperatures and is designed to provide outstanding UV resistance. It dramatically decreases condensation and blocks heat escape for best thermal performance.



ENERGY STAR® for Windows, Doors, and Skylights  
CLIMATE ZONE MAP



Installing ENERGY STAR qualified windows and doors lowers energy bills and saves you money.

With more efficient windows, you also use less energy, which reduces greenhouse gas emissions from power plants. Can you feel your carbon footprint shrinking?

Radiance Plus windows can be specified with high-performance glass to meet ENERGY STAR criteria in each specific climate zone.

## HOW DOES LOW-E GLASS WORK?



Low Emissivity (Low-E) glass is one of the cornerstones of any energy efficient window. Its primary purpose is managing radiation, whether it's solar, light, ultraviolet, or heat. The secret is two or three microscopic layers of silver, which reflect heat back to its source. Other layers in the Low-E coating filter ultraviolet and solar radiation, while allowing visible light through.

Glass packages are filled with either argon or krypton gas in between the panes of glass. Both gases are denser than air, so they make it more difficult for heat or cold to transmit through the glass units. We use high quality sealants, sophisticated filling equipment and a voluntary verification system to ensure consistent glass performance.

# INTELLIGLASS PACKAGES

**IntelliGlass**  
high performance

Northern & North Central climates

GLASS  
PANES

2

LOW-E  
TYPE

Standard

AIRSPACE  
FILLING

Argon

**IntelliGlass X**  
solar control

North Central, South Central &  
Southern climates

2

Solar

Argon

**IntelliGlass X<sup>3</sup>**  
solar control triple pane

All climates

3

Solar

Argon

**IntelliGlass +**  
high performance triple pane

All climates

3

Standard

Argon

**IntelliGlass Kr**  
supreme performance triple pane

All climates

3

Standard

Krypton



**Triple Pane Glass** is up to 50% more energy efficient than dual pane. Installing triple pane windows also reduces noise from the outside and fading from the sun.

## PERFORMANCE DATA

PERFORMANCE DATA													

4650/4653 Slider	Intercept		Super Spacer				Intercept		Super Spacer			
	U Value	SHGC	U Value	SHGC			U Value	SHGC	U Value	SHGC		
IntelliGlass Low E / Argon	.28	.37	.27	.29	.52	N NC	.28	.34	.27	.26	.47	N NC
IntelliGlass X Low E / Argon	.28	.22	.27	.22	.50	NC SC S	.28	.20	.27	.20	.44	NC SC S
IntelliGlass X3 Triple Pane Low E / Argon	.24	.21	.23	.21	.46	N NC SC S	.24	.19	.23	.19	.41	N NC SC S
IntelliGlass Plus Triple Pane Low E / Argon	.20	.24	.18	.24	.39	N NC SC S	.20	.22	.18	.22	.35	N NC SC S
IntelliGlass Supreme Triple Pane Low E / Krypton	.17	.24	.16	.24	.39	N NC SC S	.18	.22	.16	.22	.35	N NC SC S

4670 Picture Window	Intercept		Super Spacer				Intercept		Super Spacer			
	U Value	SHGC	U Value	SHGC	VLT	Energy Star	U Value	SHGC	U Value	SHGC	VLT	Energy Star
IntelliGlass Low E / Argon	.27	.39	.26	.30	.55	N NC	.27	.36	.26	.27	.49	N NC
IntelliGlass X Low E / Argon	.27	.23	.26	.23	.52	N NC SC S	.27	.21	.26	.21	.47	N NC SC S
IntelliGlass X3 Triple Pane Low E / Argon	.23	.22	.22	.22	.48	N NC SC S	.23	.20	.22	.20	.43	N NC SC S
IntelliGlass Plus Triple Pane Low E / Argon	.18	.25	.17	.25	.41	N NC SC S	.18	.23	.17	.23	.37	N NC SC S
IntelliGlass Supreme Triple Pane Low E / Krypton	.16	.25	.15	.25	.41	N NC SC S	.16	.23	.15	.23	.37	N NC SC S

Product Rating	Up to this size window*	Design Pressure PSF	Water Resistance PSF	Air Infiltration cfm/ft <sup>2</sup>
Double Hung R-PG45	40" x 63" SS glass	45	7.5	0.12
Double Hung R-PG50	40" x 63" DS glass	50	7.5	0.09
Slider R-PG25	63" x 44" SS glass	25	4.5	0.13

2020 Energy Star Most Efficient

The lower the **U-value**, the greater a window's resistance to heat flow and the better its insulating value.  
The lower the **SHGC**, the more a product is blocking solar heat from coming through the window.  
**VLT** - Visible Light Transmittance - lower values mean less light passing through the window.

\* windows outside these size limits have not been structurally tested

## WHAT WE MEASURE AND WHY



### U-Value

measures the rate of heat transfer and tells you how well the window insulates. The lower the U-Value, the better the window insulates.



### Solar Heat Gain Coefficient (SHGC)

measures the fraction of solar energy transmitted and tells you how well the product blocks heat caused by sunlight. SHGC is measured on a scale of 0 to 1. The lower the SHGC, the less solar heat the window transmits.



### Visible Light Transmittance

measures the fraction of visible light transmitted through the window. The higher the Visible Light Transmittance, the more light shines through.



# RADIANCE PLUS

## WINDOWS



### MADE IN THE USA

Vinylmax is passionate about American manufacturing, American jobs and the American economy. That is why we source the majority of our components from other American manufacturers and fabricate our windows in our Ohio and New York factories. When you buy a Vinylmax window, you can be sure you are not only getting American quality, but also supporting and sustaining local communities.



### WARRANTY

Many windows claim to carry a lifetime warranty, but Radiance Plus windows are backed by one of the strongest window warranties available. Our Lifetime Limited Warranty includes:

**Vinyl** - warranted against warping, chipping, cracking, blistering rotting.

**Glass** - warranted against visual obstruction, seal failure, spontaneous glass breakage AND accidental lifetime glass breakage for all of life's mishaps.

**Screen** - frame warranted against cracking or breaking, cloth warranted against rotting or staining.

**Parts & Hardware** - are warranted against cracking, breaking or failing during normal use.

We want you to love your windows for as long as you live in your home. In fact, we want the next homeowner to love them, too, so the warranty is transferable.\*

\*Limitations apply.

Manufactured exclusively for



Passion for Homes and Families