

vinylmax
windows

Passion for Homes and Families

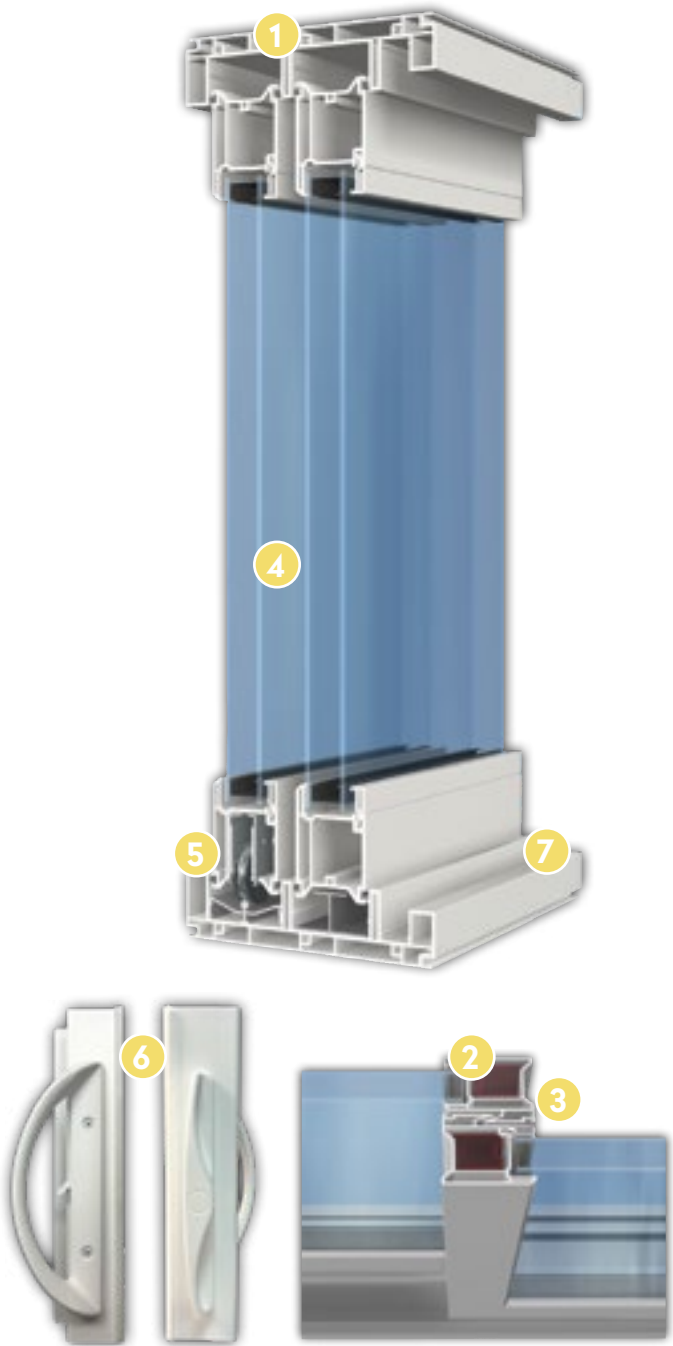


THE
ELEGANCE
— PATIO DOOR —

STANDARD FEATURES

- 1. **6” Multi-chambered, fusion welded vinyl frame** will never rot and allows for seamless installation.
- 2. **Operable and fixed panels** are reinforced to maximize structural integrity while also improving security.
- 3. Both panels fully interlock when closed engaging **multiple layers of weatherstripping** for a tightly sealed unit.
- 4. **Dual or triple pane tempered glass options** customize efficiency level.
- 5. **Heavy-Duty rollers** glide on our low-profile monorail track making operation smooth and quiet.
- 6. **Elegant interior and exterior color matched handles** are available with an optional keyed lock.
- 7. **Heavy duty adjustable extruded screen** stays rigid and glides easily in a dedicated track without bending or warping. BetterVue mesh showcases a clearer view.
- 8. **Low-profile threshold** allows for smooth passage.
- 9. Order **left or right operable door** to meet any need.
- 10. **Limited lifetime transferable warranty** includes coverage of all hardware, vinyl, glass, and screen.

THE ELEGANCE PATIO DOOR



STANDARD SIZES

NOMINAL SIZE	DOOR SIZE
5068	58-3/4" x 79-1/2"
6068	70-3/4" x 79-1/2"
8068	94-3/4" x 79-1/2"

Custom sizes also available



MODERN PERFORMANCE

A CLEAR VIEW WITH UNMATCHED FEATURES



THERMAL PERFORMANCE DATA

GLASS TYPE	U-VALUE	SHGC	VLT
Clear	.46	.64	.66
IntelliGlass X	.28	.23	.50
IntelliGlass X3	.26	.21	.46

Available with glass packages that meet Energy Star requirements for all regions.

HOW DOES LOW-E GLASS WORK?

Low Emissivity (Low-E) glass is one of the cornerstones of any energy efficient window. Its primary purpose is managing radiation, whether it's solar, light, ultraviolet, or heat. The secret is two or three microscopic layers of silver, which reflect heat back to its source. Other layers in the Low-E coating filter ultraviolet and solar radiation, while allowing visible light through.

Glass packages are filled with either argon or krypton gas in between the panes of glass. Both gases are denser than air, so they make it more difficult for heat or cold to transmit through the glass units. We use high quality sealants, sophisticated filling equipment and a voluntary verification system to ensure consistent glass performance.



ELEGANCE PRO

Knock Down Patio Door

Our Elegance Patio Door is now available with an optional knock down frame. Some installation locations are more easily accommodated with a KD door, as the frame is built on site.

CHOOSE YOUR PERFECT LOOK

COLORS

Solid Colors



White



Tan

Laminated Interiors*



Cavalier Oak



Natural Oak



Colonial Cherry



Vintage Pecan

Laminated Exteriors



Tan



Clay



Bronze

Exterior Finishes



Butter



Tan



Clay



Pebble



Silver



Terra



Cocoa



Chestnut



Chocolate



Bronze



Black



Forest



Brick

*Available on the Elegance PRO only

GRIDS

Patterns



Colonial



Perimeter

Profiles (color matched to door)

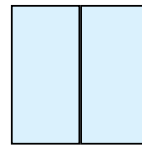


Flat




Georgian

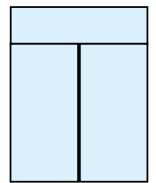
STYLES



2 Panel Door



Door with Sidelites



Transom

ADDITIONAL OPTIONS

- Handle with integrated keyed lock
- Kick operated multi-position secondary toe lock
- Blinds between the glass (only in white on size 6068)
- DP50 (only on sizes 5068 and 6068)
- Integral nailing fin
- Custom sizes available

WHY VINYLMAX?



Quality First



Family Owned



Warranty



Made in USA



Our Process

vinylmax
windows

2921 McBride Court
Hamilton, OH 45011
(800) 847-3736
www.vinylmax.com

